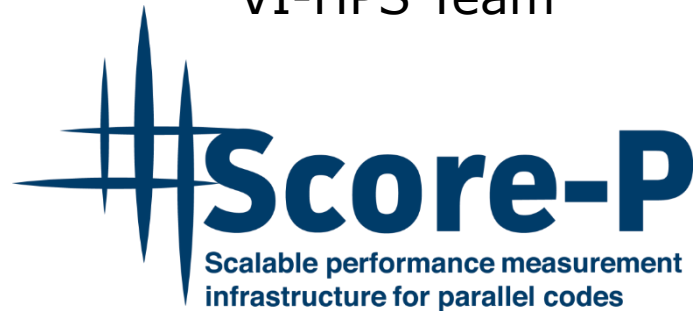
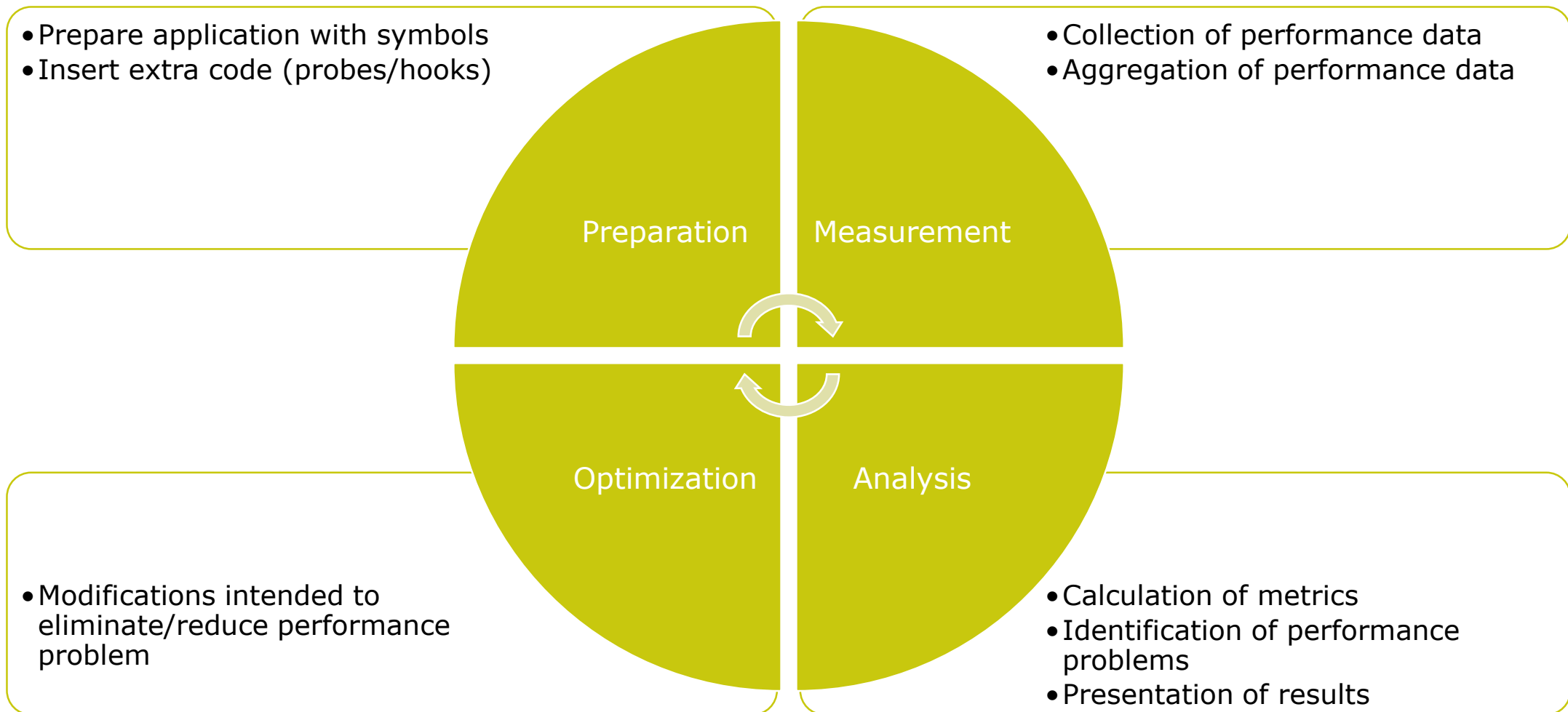


Score-P – A Joint Performance Measurement Run-Time Infrastructure for Periscope, Scalasca, TAU, and Vampir

VI-HPS Team



Performance engineering workflow



Fragmentation of tools landscape

- Several performance tools co-exist
 - Separate measurement systems and output formats
- Complementary features and overlapping functionality
- Redundant effort for development and maintenance
 - Limited or expensive interoperability
- Complications for user experience, support, training

Vampir

VampirTrace
OTF

Scalasca

EPILOG /
CUBE

TAU

TAU native
formats

Periscope

Online
measurement

Score-P project idea

- Start a community effort for a common infrastructure
 - Score-P instrumentation and measurement system
 - Common data formats OTF2 and CUBE4
- Developer perspective:
 - Save manpower by sharing development resources
 - Invest in new analysis functionality and scalability
 - Save efforts for maintenance, testing, porting, support, training
- User perspective:
 - Single learning curve
 - Single installation, fewer version updates
 - Interoperability and data exchange
- Project funded by BMBF
- Close collaboration PRIMA project funded by DOE



GEFÖRDERT VOM

Bundesministerium
für Bildung
und Forschung



Score-P functionality

- Provide typical functionality for HPC performance tools
- Support all fundamental concepts of partner's tools

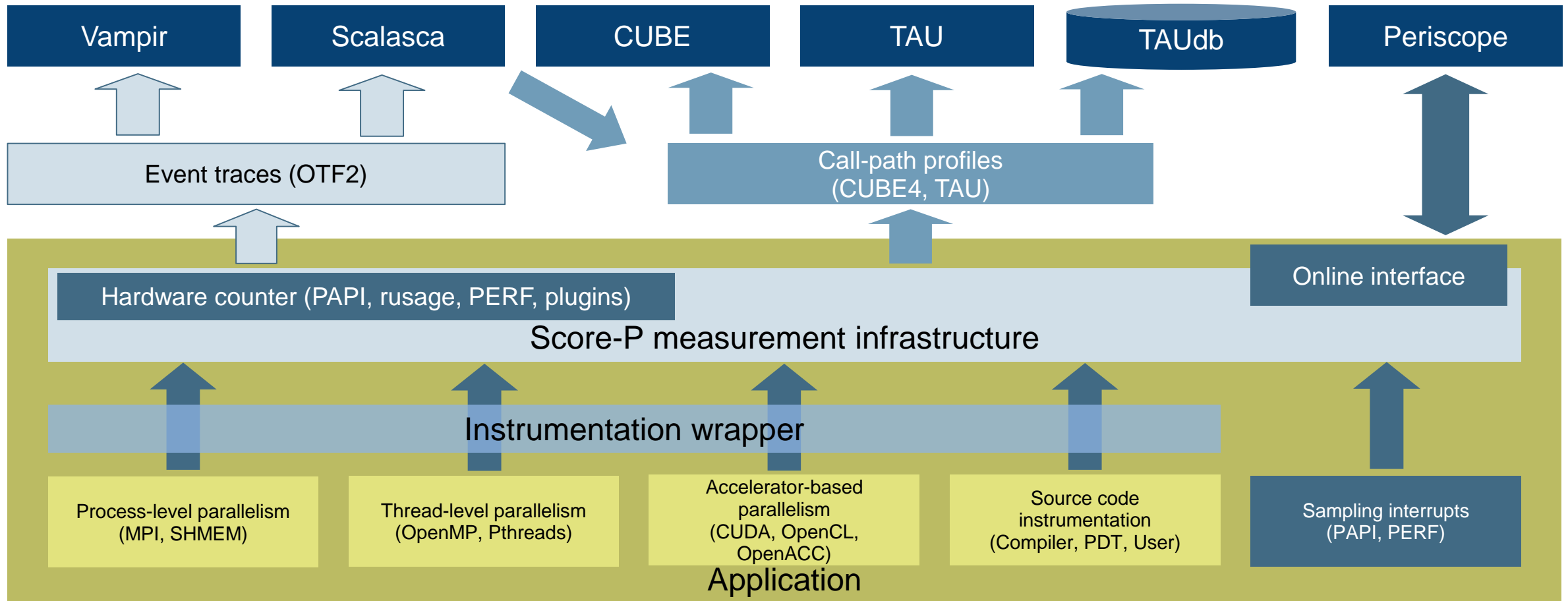
- Instrumentation (various methods)
- Flexible measurement without re-compilation:
 - Basic and advanced profile generation
 - Event trace recording
 - Online access to profiling data

- MPI/SHMEM, OpenMP/Pthreads, and hybrid parallelism (and serial)
- Enhanced functionality (CUDA, OpenCL, OpenACC, highly scalable I/O)

Design goals

- Functional requirements
 - Generation of call-path profiles and event traces
 - Using direct instrumentation and sampling
 - Recording time, visits, communication data, hardware counters
 - Access and reconfiguration also at runtime
 - Support for MPI, SHMEM, OpenMP, Pthreads, CUDA, OpenCL, OpenACC and their valid combinations
- Non-functional requirements
 - Portability: all major HPC platforms
 - Scalability: petascale
 - Low measurement overhead
 - Robustness
 - Open Source: 3-clause BSD license

Score-P overview




Future features and management

- Scalability to maximum available CPU core count
- Support for binary instrumentation
- Support for new programming models, e.g., PGAS
- Support for new architectures

- Ensure a single official release version at all times
 - which will always work with the tools
 - Allow experimental versions for new features or research

- Commitment to joint long-term cooperation
 - Development based on meritocratic governance model
 - Open for contributions and new partners



Hands-on: NPB-MZ-MPI / BT



Performance analysis steps

- 0.0 Reference preparation for validation

- 1.0 Program instrumentation
 - 1.1 Summary measurement collection
 - 1.2 Summary analysis report examination

- 2.0 Summary experiment scoring
 - 2.1 Summary measurement collection with filtering
 - 2.2 Filtered summary analysis report examination

- 3.0 Event trace collection
 - 3.1 Event trace examination & analysis

Recap: Local installation

- VI-HPS tools installed system-wide
 - Load correct module to add local tool installations to \$PATH
 - Required for each shell session

```
% module load intel/16.0.3
% module load mxm/3.3.3002
% module load fca/2.5.2393
% module load bullxmpi_mlx/bullxmpi_mlx-1.2.8.3
% module load scorep/3.0-bullxmpi_mlx-intel16
```

- Move to working directory with tutorial exercise

```
% cd NPB-3.3-MZ-MPI
% ls -F
BT-MZ/   Makefile   README.install   SP-MZ/   config/   sys/
LU-MZ/   README    README.tutorial  bin/     common/  jobscript/
```

NPB-MZ-MPI / BT instrumentation

```
#-----  
# The Fortran compiler used for MPI programs  
#-----  
#MPIF77 = mpif77  
  
# Alternative variants to perform instrumentation  
...  
MPIF77 = scorep -user mpif77  
...  
#MPIF77 = $(PREP) mpif77  
  
# This links MPI Fortran programs; usually the same as ${MPIF77}  
FLINK = $(MPIF77)  
...
```

- Edit config/make.def to adjust build configuration
 - Modify specification of compiler/linker: mpif77

Uncomment the Score-P
compiler wrapper
specification

NPB-MZ-MPI / BT instrumented build

```
% make clean

% make bt-mz CLASS=B NPROCS=4
cd BT-MZ; make CLASS=B NPROCS=4 VERSION=
make: Entering directory 'BT-MZ'
cd ../sys; cc -o setparams setparams.c -lm
../sys/setparams bt-mz 4 B
scorep -user mpif77 -c -O3 -openmp bt.f
[...]
cd ../common; scorep --user mpif77 -c -O3 \
-openmp timers.f
scorep --user mpif77 -O3 -openmp \
-o ../bin.scorep/bt-mz_B.4 \
bt.o initialize.o exact_solution.o exact_rhs.o set_constants.o \
adi.o rhs.o zone_setup.o x_solve.o y_solve.o exch_qbc.o \
solve_subs.o z_solve.o add.o error.o verify.o mpi_setup.o \
../common/print_results.o ../common/timers.o
Built executable ../bin.scorep/bt-mz_B.4
make: Leaving directory 'BT-MZ'
```

- Return to root directory and clean-up
- Re-build executable using Score-P compiler wrapper

Summary measurement collection

```
% cd bin.scorep
% cp ../jobscript/mistral/scorep.sbatch .
% less scorep.sbatch

[...]
# Score-P measurement configuration
#export SCOREP_EXPERIMENT_DIRECTORY=scorep_bt-mz_sum
#export SCOREP_FILTERING_FILE=scorep.filt
#export SCOREP_TOTAL_MEMORY=222M
#export SCOREP_METRIC_PAPI=PAPI_TOT_INS,PAPI_TOT_CYC
#export SCOREP_ENABLE_TRACING=true
[...]

% sbatch scorep.sbatch
```

- Change to the directory containing the new executable before running it with the desired configuration
- Check settings

Leave these lines commented out for the moment

- Submit job

Measurement configuration: scorep-info

```
% scorep-info config-vars --full
SCOREP_ENABLE_PROFILING
  Description: Enable profiling
  [...]
SCOREP_ENABLE_TRACING
  Description: Enable tracing
  [...]
SCOREP_TOTAL_MEMORY
  Description: Total memory in bytes for the measurement system
  [...]
SCOREP_EXPERIMENT_DIRECTORY
  Description: Name of the experiment directory
  [...]
SCOREP_FILTERING_FILE
  Description: A file name which contain the filter rules
  [...]
SCOREP_METRIC_PAPI
  Description: PAPI metric names to measure
  [...]
SCOREP_METRIC_RUSAGE
  Description: Resource usage metric names to measure
  [...] More configuration variables ...
```

- Score-P measurements are configured via environmental variables

Summary measurement collection

```
% less <job_id>.out
```

```
NAS Parallel Benchmarks (NPB3.3-MZ-MPI) - BT-MZ MPI+OpenMP \  
>Benchmark
```

```
Number of zones:   8 x   8  
Iterations: 200    dt:  0.000300  
Number of active processes:    4
```

```
Use the default load factors with threads  
Total number of threads:    48  ( 12.0 threads/process)
```

```
Calculated speedup =    47.88
```

```
Time step    1
```

```
[... More application output ...]
```

- Check the output of the application run

BT-MZ summary analysis report examination

```
% ls -l
bt-mz_B.4
scorep.sbatch
<jobid>.out
scorep_bt-mz_sum

% ls scorep_bt-mz_sum
profile.cubex  scorep.cfg

% cube scorep_bt-mz_sum/profile.cubex
[CUBE GUI showing summary analysis report]
```

- Creates experiment directory including
 - A record of the measurement configuration (scorep.cfg)
 - The analysis report that was collated after measurement (profile.cubex)
- Interactive exploration with Cube